



INTERNATIONAL
HELLENIC
UNIVERSITY

University Center of
International Programmes
of Studies (UCIPS)

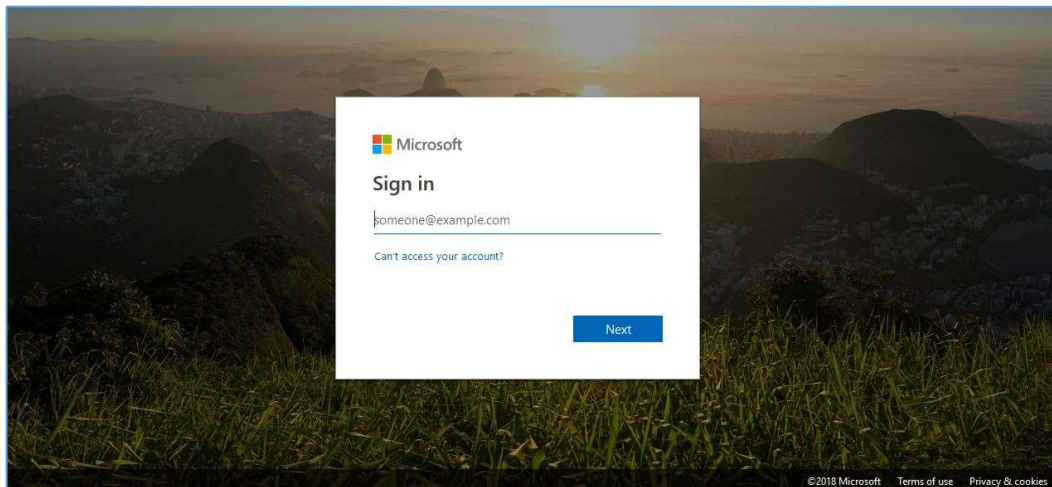
IHU Live Mail (Office 365)

Dept. of Information &
Telecommunication Systems & Services, IHU

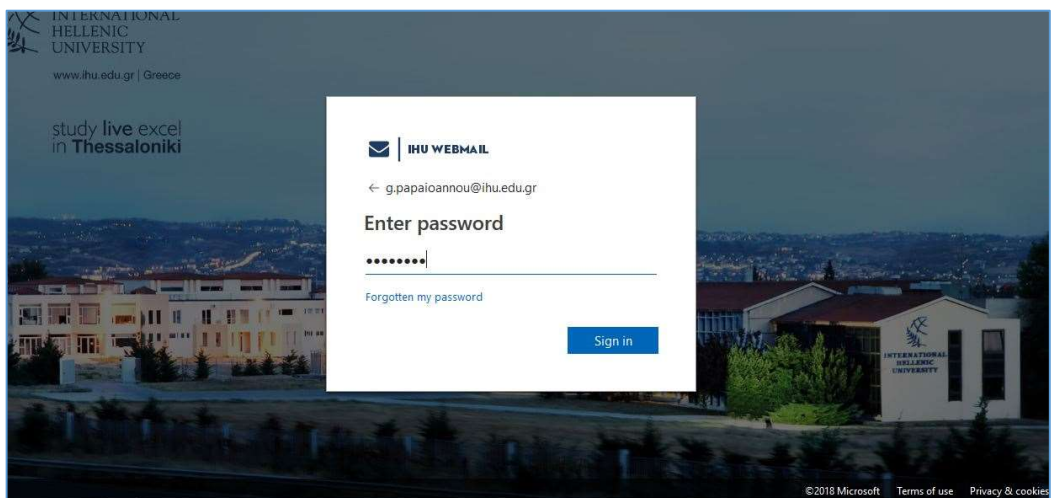
To access the International Hellenic University Live e-mail service, enter the following address in your browser (e.g. Microsoft Internet Explorer, Mozilla Firefox, Google Chrome)

<https://students.ihu.edu.gr/ucipslivemail>

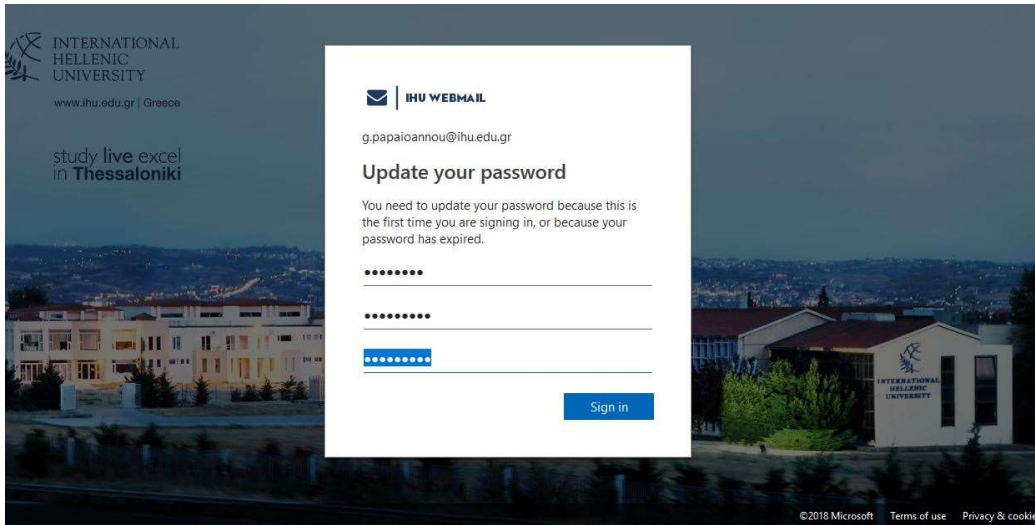
Enter the username of your e-mail account, that you will be given by the university, e.g. g.papaioannou@ihu.edu.gr for Mr George Papaioannou and click on **Next**.



Enter your e-mail account password and click on **Sign in**.




The first time you log in, the following screen appears, asking you to update your password. Enter the password that was given to you during registration in the first field and then your new password in the next two fields. Click on **Sign in**.



In the next screen, click on **Yes**, if you do not want to be asked for your username and password next time you enter your live e-mail. Otherwise click on **No**.



In the next page, select your preferred language and time zone (UTC +02,00 Athens, Bucharest).



The IHU Live Mail home page appears.

