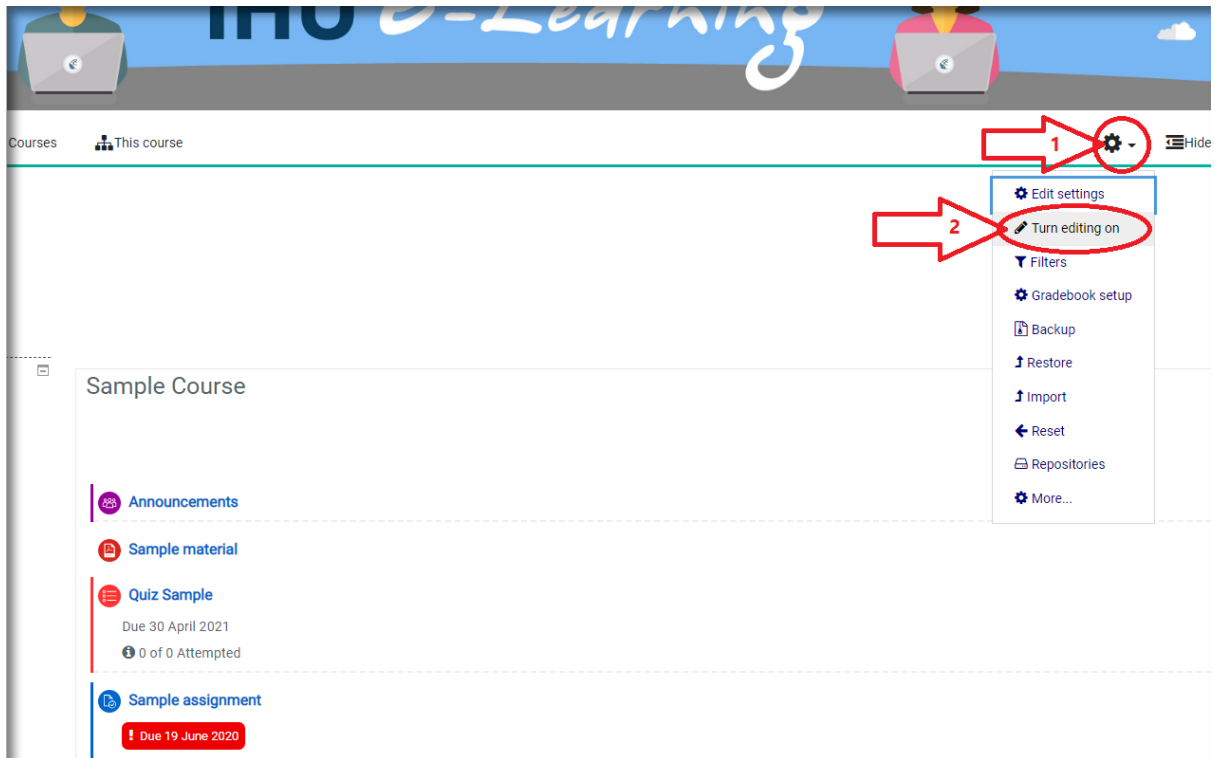
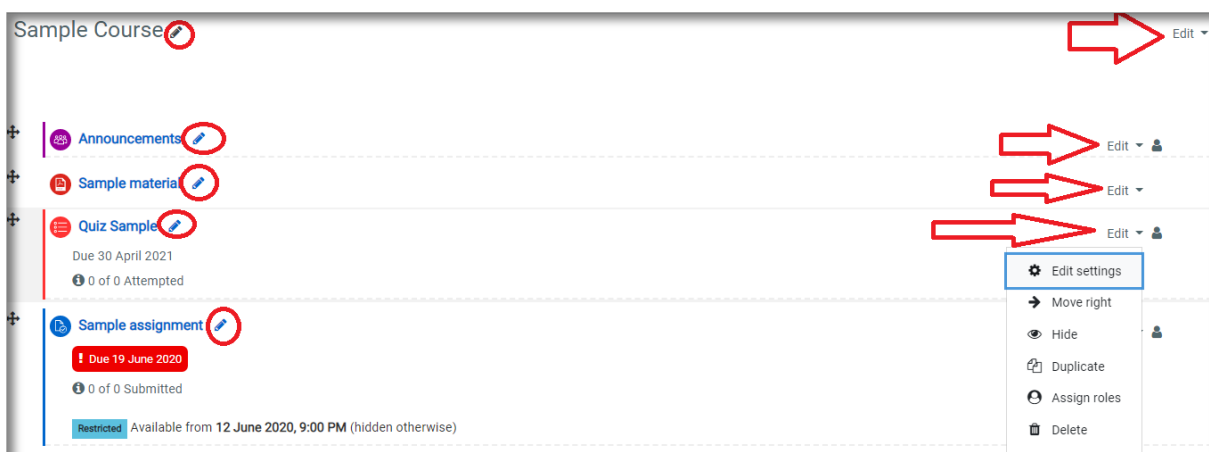


E-learn: Teacher's manual

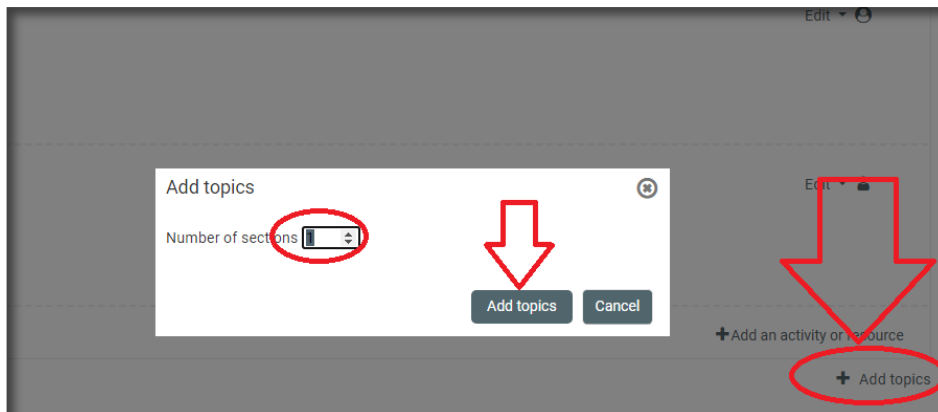
To edit your course as a teacher, click on the *Turn editing on option*



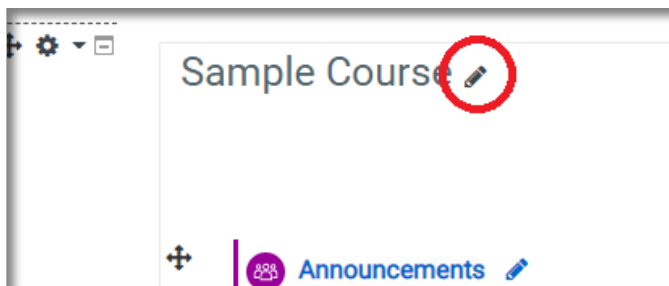
“Edit” menus are enabled next to every activity or resource of your course




You can organize your course in topics or weeks by adding sections, as shown in the following picture.



Edit the title of the section by clicking on the pencil located on right to the title.



In each section you can add various types of activities or resources.



Activities and Resources include:

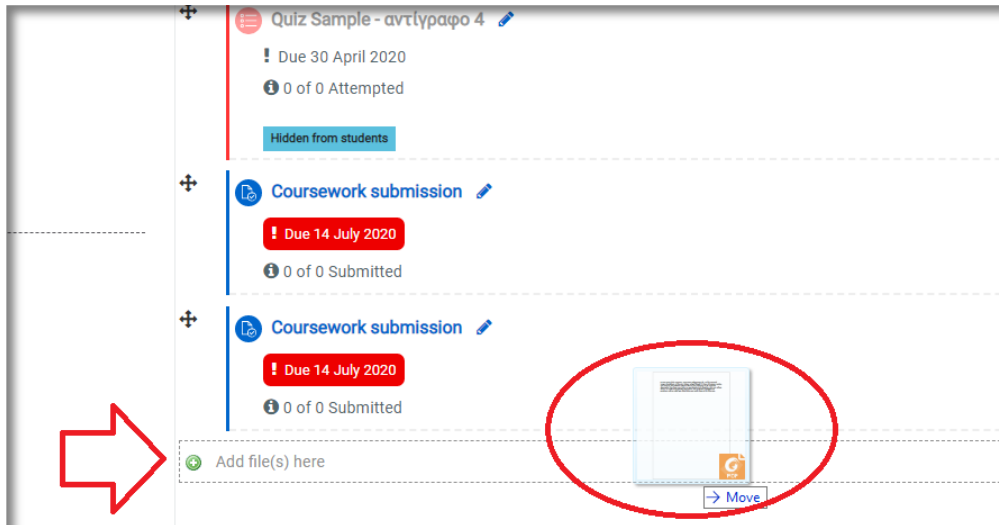
Add an activity or resource ⊗

Search 🔍

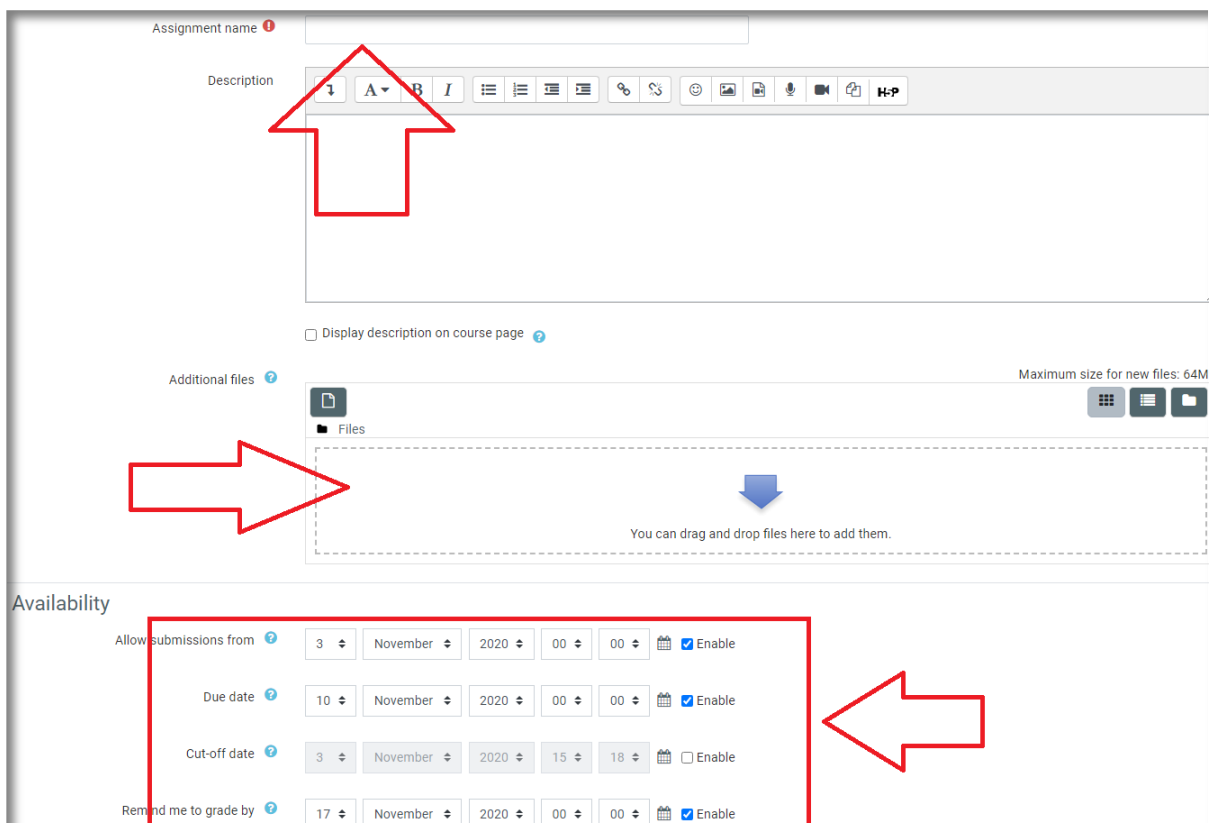
All Activities Resources

 Assignment ☆ ⓘ	 Book ☆ ⓘ	 Chat ☆ ⓘ	 Choice ☆ ⓘ	 Database ☆ ⓘ	 External tool ☆ ⓘ
 Feedback ☆ ⓘ	 File ☆ ⓘ	 Folder ☆ ⓘ	 Forum ☆ ⓘ	 Glossary ☆ ⓘ	 H5P ☆ ⓘ
 IMS content package ☆ ⓘ	 Label ☆ ⓘ	 Lesson ☆ ⓘ	 Page ☆ ⓘ	 Quiz ☆ ⓘ	 SCORM package ☆ ⓘ
 Survey ☆ ⓘ	 URL ☆ ⓘ	 Wiki ☆ ⓘ	 Workshop ☆ ⓘ		

Adding files: To add a file you may use the resources section, but you can additionally drag and drop files at the end of each section



To request coursework submissions from students you can create an assignment. Enter the assignment's name, enter a description, upload additional files related to the assignment. You can set the date since which submissions are allowed, the due date (after which submissions are allowed but marked as late) or even the cut-off date after which submissions are prevented.



Plagiarism checking options are available using the Turnitin plugin settings.

Turnitin plagiarism plugin settings

[GM](#) Launch Quickmark Manager

Enable Turnitin

Display Similarity Reports to Students

When should the file be submitted to Turnitin?

Allow submission of any file type?

Store Student Papers

Note: If you do not select "Yes" for at least one of the "Check against..." options below then a Similarity report will NOT be generated.

Check against stored student papers

Check against internet

Check against journals, periodicals and publications

Report Generation Speed

Exclude Bibliography

Exclude Quoted Material

Exclude Small Matches

Exclusion Value

Attach a rubric to this assignment

[Launch Rubric Manager](#)

Note: students will be able to view attached rubrics and their content prior to submitting.

Note: The separate Turnitin anonymous marking setting has been removed. Turnitin will use Moodle's blind marking setting to determine the anonymous marking setting.

Please set the options provided or leave the enable Turnitin option to "No" if you would like to keep the plagiarism checking option disabled.

Enable Turnitin <input type="button" value="Yes"/>	Leave the enable Turnitin option to "No" if you would like to keep the plagiarism checking option disabled.
Display Similarity Reports to Students <input type="button" value="No"/>	Allows you to display Turnitin similarity reports to student users. If set to yes the similarity report generated by Turnitin are available for the student to view.
Allow submission of any file type? <input type="button" value="No"/>	This setting will allow any file type to be submitted. With this option set to "Yes", submissions will be checked for similarity where possible.
Store Student Papers <input type="button" value="Standard Repository"/>	No Repository: Turnitin is instructed to not store submitted documents to any repository. We will only process the paper to perform the initial similarity check. Standard Repository: Turnitin will store a copy of the submitted document only in the Standard Repository. By choosing this option, Turnitin is

		instructed to only use stored documents to make similarity checks against any documents submitted in the future.
Check against stored student papers ?	Yes ⇅	Check against the Turnitin student paper repository when processing Originality Reports for papers. The similarity index percentage may decrease if this is de-selected.
Check against internet ?	Yes ⇅	Check against the Turnitin internet repository when processing Originality Reports for papers. The similarity index percentage may decrease if this is de-selected.
Check against journals, periodicals and publications ?	Yes ⇅	Check against the Turnitin journals, periodicals and publications repository when processing Originality Reports for papers. The similarity index percentage may decrease if this is de-selected.
Report Generation Speed ?	<input type="text" value="Generate reports immediately"/> (students can resubmit until due date): <input type="text" value="After 3 resubmissions, reports generate after 24 hours ⇅"/>	There are three options for this assignment setting: 'Generate reports immediately (resubmissions are not allowed)', 'Generate reports immediately (resubmissions are allowed until due date)', and 'Generate reports on due date (resubmissions are allowed until due date)' The option ' Generate reports immediately (resubmissions are not allowed) ' generates the Originality Report immediately when a student makes a submission. With this option selected your students will not be able to resubmit to the assignment. To allow resubmissions, select ' Generate reports immediately (resubmissions are allowed until due date) ' option. This allows students to continuously resubmit papers to the assignment until the due date. It may take up to 24 hours to process Originality Reports for resubmissions. The option ' Generate reports on due date (resubmissions are allowed until due date) ' will only generate an Originality Report on the assignment's due date. This setting will make it so all papers submitted to the assignment will be compared against each other when the Originality Reports are created.
Exclude Bibliography ?	Yes ⇅	This setting allows the instructor to choose to exclude text appearing in the bibliography, works cited, or references sections of student papers from being checked for matches when generating Similarity Reports. This setting can be overridden in individual Similarity Reports.
Exclude Quoted Material ?	No ⇅	This setting allows the instructor to choose to exclude text appearing in the quotes from being checked for matches when generating Similarity Reports. This setting can be overridden in individual Similarity Reports.
Exclude Small Matches ?	No ⇅	This setting allows the instructor to choose to exclude matches that are not of sufficient length (determined by the instructor) from being considered when generating Similarity Reports.

This setting can be overridden in individual Similarity Reports.

With Turnitin enabled, similarity results will be provided for each student submission.

User picture	First name / Surname	Email address	Status	Grade	Edit	File submissions	Submission comments
	[Redacted]	[Redacted]	Submitted for grading	Grade [Input field] / 100.00	Edit	Turnitin ID: [Redacted] 21%	Comments (0)
	[Redacted]	[Redacted]	Submitted for grading	Grade [Input field] / 100.00	Edit	Turnitin ID: [Redacted] 86%	Comments (0)

Click on any similarity result number to view the detailed similarity report.

