



INTERNATIONAL
HELLENIC
UNIVERSITY

University Center of
International Programmes
of Studies (UCIPS)

2024

Information Technology & Communications Facilities and Services

IHU UCIPS ITC/IT Department

Dr. Fotis K. Liotopoulos

The Student Dashboard



ALL **SERVICES** IN ONE PLACE



Business Gateway
Find a job / internship

Career Office
The university's career office services

Dissertations
List of dissertation topics

E-learn
Asynchronous learning environment

E-mail
Online webmail platform

Erasmus Placements
List of Erasmus placement offers

Eduroam and WiFi
Internet access services

Library Book Catalogue
OPAC - Online Public Access Catalogue

Library Electronic Databases
Alphabetical list of electronic databases

Library Website
The website of the IHU Library and Information Centre

Manuals
List of Manuals for university services

Repository
Scholarly material of the university

Schedule
Daily, weekly, monthly schedule of courses

Tax details
Fill in your tax information and details

Uniportal
View your Grades

VPN
Virtual private networking usage guideline

Webpage
The main IHU webpage

Your IHU UCIPS accounts

- First time users - Get your login credentials
- Existing users - Reset your E-mail password
- Existing users - Reset your E-learn password
- Existing users - Reset your VPN password

Frequent

- Frequently Asked Questions
- Uniportal
- E-mail
- E-learn
- Main website
- Manuals
- IT Dept Portal
- Contact IT Dept

students.ihu.edu.gr



How you can access IHU's e-Services

Types of accounts:

- **Email Account:** Live IHU Mail

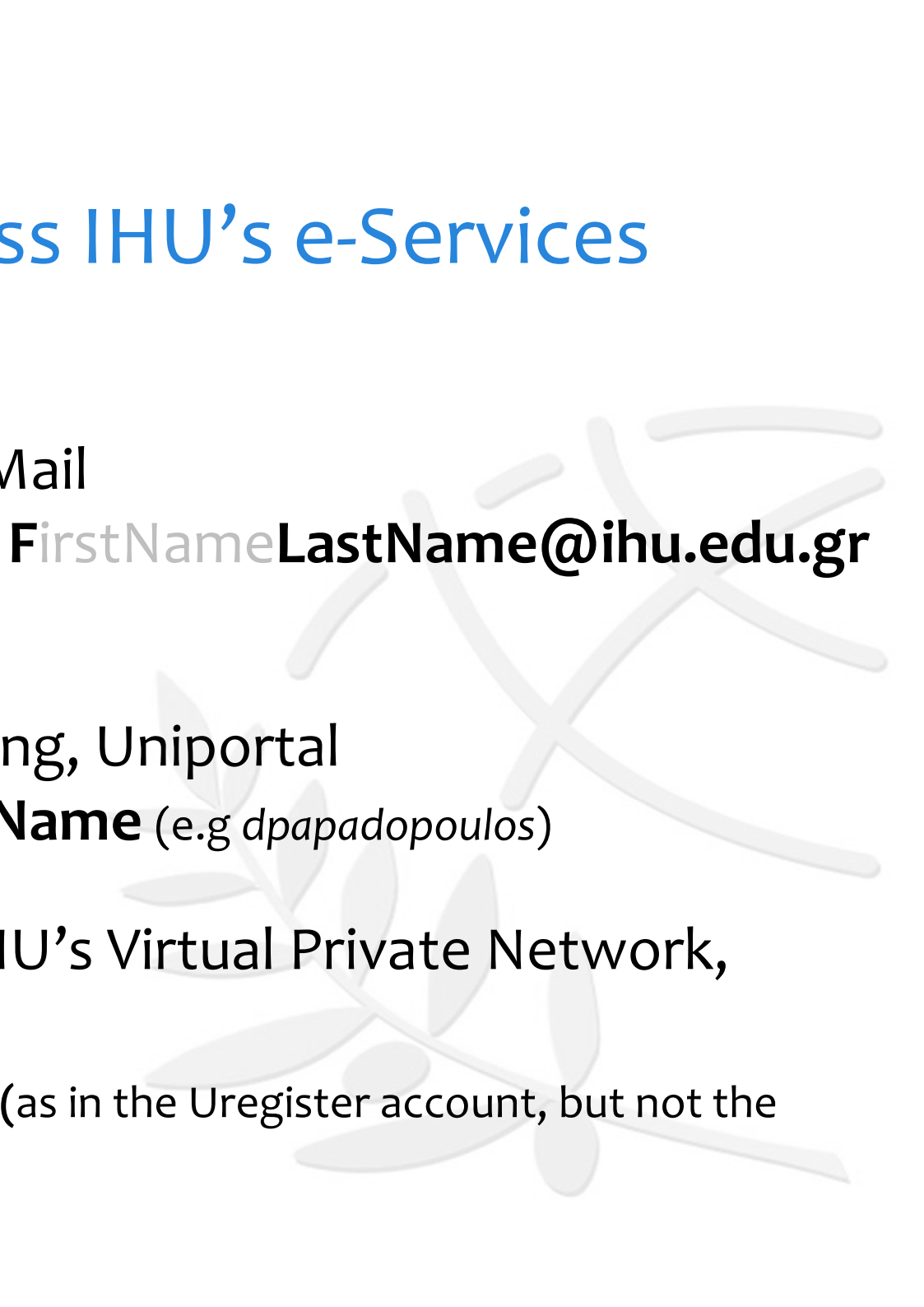
Username/email address: **FirstNameLastName@ihu.edu.gr**
(*dpapadopoulos@ihu.edu.gr*)

- **Uregister Account:** e-learning, Uniportal

Username: **FirstNameLastName** (e.g *dpapadopoulos*)

- **VPN account:** Connect to IHU's Virtual Private Network, R Labs

Username: **FirstNameLastName** (as in the Uregister account, but not the same password)



How to get your login credentials (1/2)



ALL **SERVICES** IN ONE PLACE



Business Gateway
Find a job / internship

Career Office
The university's career office services

Dissertations
List of dissertation topics

E-learn
Asynchronous learning environment

E-mail
Online webmail platform

Erasmus Placements
List of Erasmus placement offers

Eduroam and WiFi
Internet access services

Library Book Catalogue
OPAC - Online Public Access Catalogue

Library Electronic Databases
Alphabetical list of electronic databases

Library Website
The website of the IHU Library and Information Centre

Manuals
List of Manuals for university services

Repository
Scholarly material of the university

Schedule
Daily, weekly, monthly schedule of courses

Tax details
Fill in your tax information and details

Uniportal
View your Grades

VPN
Virtual private networking usage guideline

Webpage
The main IHU webpage

Your IHU UCIPS accounts

- First time users - Get your login credentials
- Existing users - Reset your E-mail password
- Existing users - Reset your E-learn password
- Existing users - Reset your VPN password

Frequent

- Frequently Asked Questions
- Uniportal
- E-mail
- E-learn
- Main website
- Manuals
- IT Dept Portal
- Contact IT Dept

Your IHU accounts

- **First time users - Get your login credentials**
- Existing users - Reset your E-mail password
- Existing users - Reset your E-learn password
- Existing users - Reset your VPN password

How to get your login credentials (2/2)

Your IHU UCIPS Accounts

This process is for students at **IHU UCIPS** and for their first access to their accounts. If you already have access please [click here](#) and choose the password reset options

Step 1: E-mail

☒ [Get access to your IHU UCIPS e-mail account](#)

Step 2: Uregister account

Please complete this step first before moving on to the third

☒ [Activate your uregister account](#)

Step 3: Log in to the e-learning platform

☒ [Log in and update your profile](#)

Step 4: VPN Connection

☒ [VPN Connection Manual](#)

☒ [Set your VPN password](#)

IHU UCIPS IT: it-thermi@ihu.gr

■ Step 1

- Fill in the form and follow the instructions sent to your personal e-mail
- Get your e-mail account username & password

■ Step 2

- Instructions for accessing your Uregister account

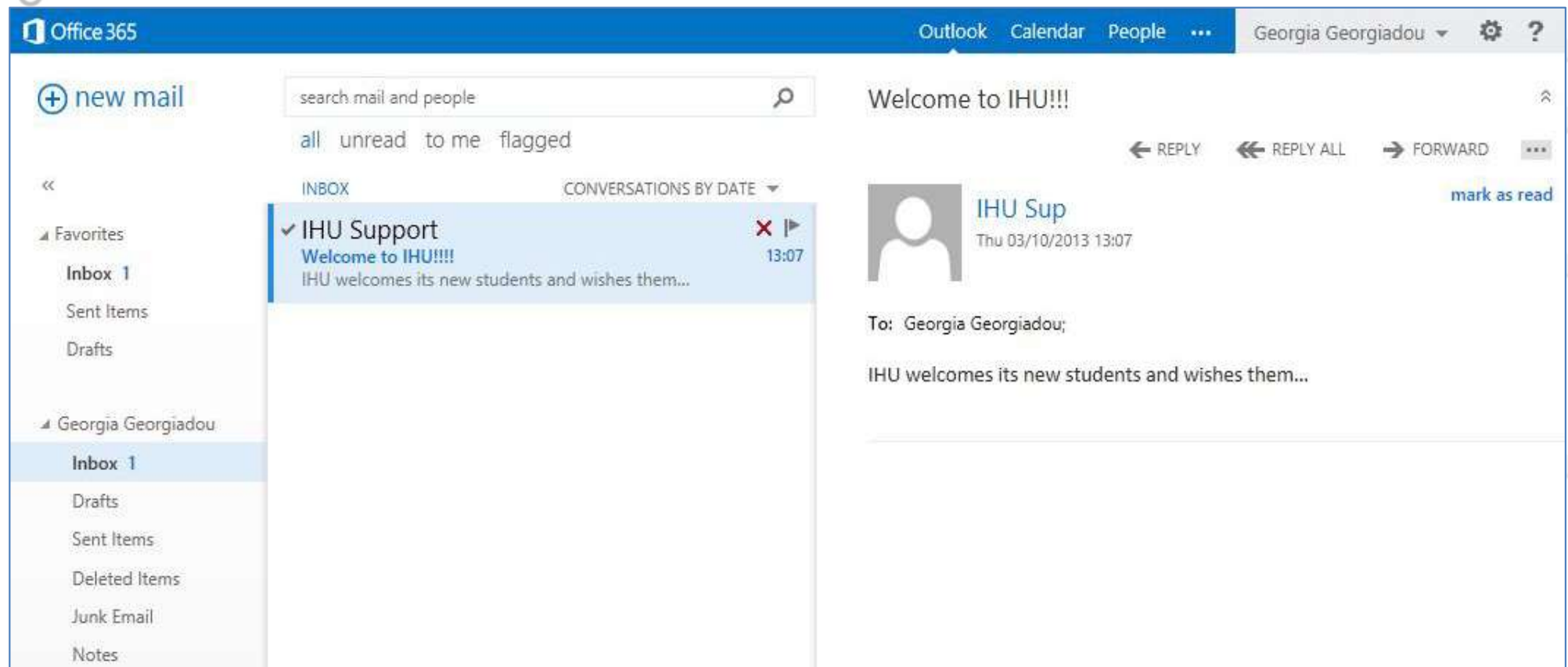
■ Step 3

- Login to e-learning to verify that you have activated uregister account properly

■ Step 4

- Set your VPN password

Live Mail



www.ihu.gr/ucips/livemail



Live Mail

INTERNATIONAL
HELLENIC
UNIVERSITY
www.ihu.edu.gr | English

study live excel
in Thessaloniki

IHU WEBMAIL

g.papaioannou@ihu.edu.gr

Update your password

You need to update your password because this is the first time you are signing in, or because your password has expired.

[Sign in](#)

© 2018 Microsoft | [Terms of use](#) | [Privacy & cookies](#)

Change your
password the first
time you login

The e-Learning platform



E-learning support

For any questions or problems please contact the IHU Support Team at eleam@ihu.edu.gr

Login

Log in using your uregister account

[Learn more...](#)

[All login options](#)

Navigation

[Home](#)

[Courses](#)


Course categories

- ▶ Executive MBA ⁽³⁾
- ▶ MSc in Banking and Finance ⁽²⁾
- ▶ MSC in Management ⁽²⁾
- ▶ MSC in Strategic Product Design ⁽⁴⁾
- ▶ MSc in Environmental Management and Sustainability ⁽⁷⁾
- ▶ MSc in International Accounting, Auditing and Financial Management ⁽¹⁾
- ▶ MSc in Hospitality and Tourism Management ⁽⁴⁾
- ▶ LLM in Transnational and European Commercial law, Banking Law, Arbitration/Mediation ⁽³⁾
- ▶ MSc in Energy Law, Business, Regulation and Policy
- ▶ MA in Art Law and Arts Management ⁽¹⁾



<https://elearn-ucips.ihu.gr>



E-learning

 > Courses

Navigation

-  Home
-  Dashboard
- > Site pages
- > My courses
 - > MVPT1819BS
 - Courses

Administration

- > Site administration

Search Courses

Go

« 1 2

- MSc in Bioeconomy: Biotechnology and Law
- MSc in Data Science
- Master Programme in Orthodox Ecumenical Theology
- MSc in Smart Cities and Communities (EMJMD – Erasmus+)
- SEBALS Innovation & Entrepreneurship 2019
- Lifelong Learning Programmes
- Miscellaneous

« 1 2

Add a new course

Courses pending approval



E-learning

■ Course layout

The screenshot displays a web-based course interface. On the left is a 'Navigation' sidebar with a tree structure. The main content area on the right is titled 'Professional Skills Development' and contains three sections: 'PSD I Course Material', 'PSD II Course Material', and 'PSD III Course Material'. Each section lists course materials and submission deadlines.

Navigation

- Home
- Dashboard
- Site pages
- My courses
 - MVPT1819BS
- Courses
 - Executive MBA
 - EMBA18
 - EMBA 19
 - EMBA 20
 - EMBA 21
 - BUSTRA2021EMBA
 - ENTINNO2021EMBA
 - MARMAN2122EMBA21
 - ICF21
 - CORF21
 - BL21
 - BESEM21
 - TOM2021EMBA
 - BES2021EMBA
 - CMAN2021EMBA
 - FTRP2021EMBA
 - PROFSD21EMBA
 - Participants
 - Badges
 - Competencies
 - Grades
 - Professional Skills Development
 - PSD I Course Material
 - PSD II Course Material
 - PSD III Course Material
 - PSD IV Course Material
 - EMBA 22
 - IF1718Mgmt

Professional Skills Development

News forum
Hidden from students

Course evaluation 17 - 18
0 of 8 Submitted
Hidden from students

PSD I Course Material

- COURSEWORK PSD-I Teambuilding2021
- PRESENTATION PSD-I Teambuilding2021
- Coursework submission PSD I
Due 1 March 2021
8 of 8 Submitted

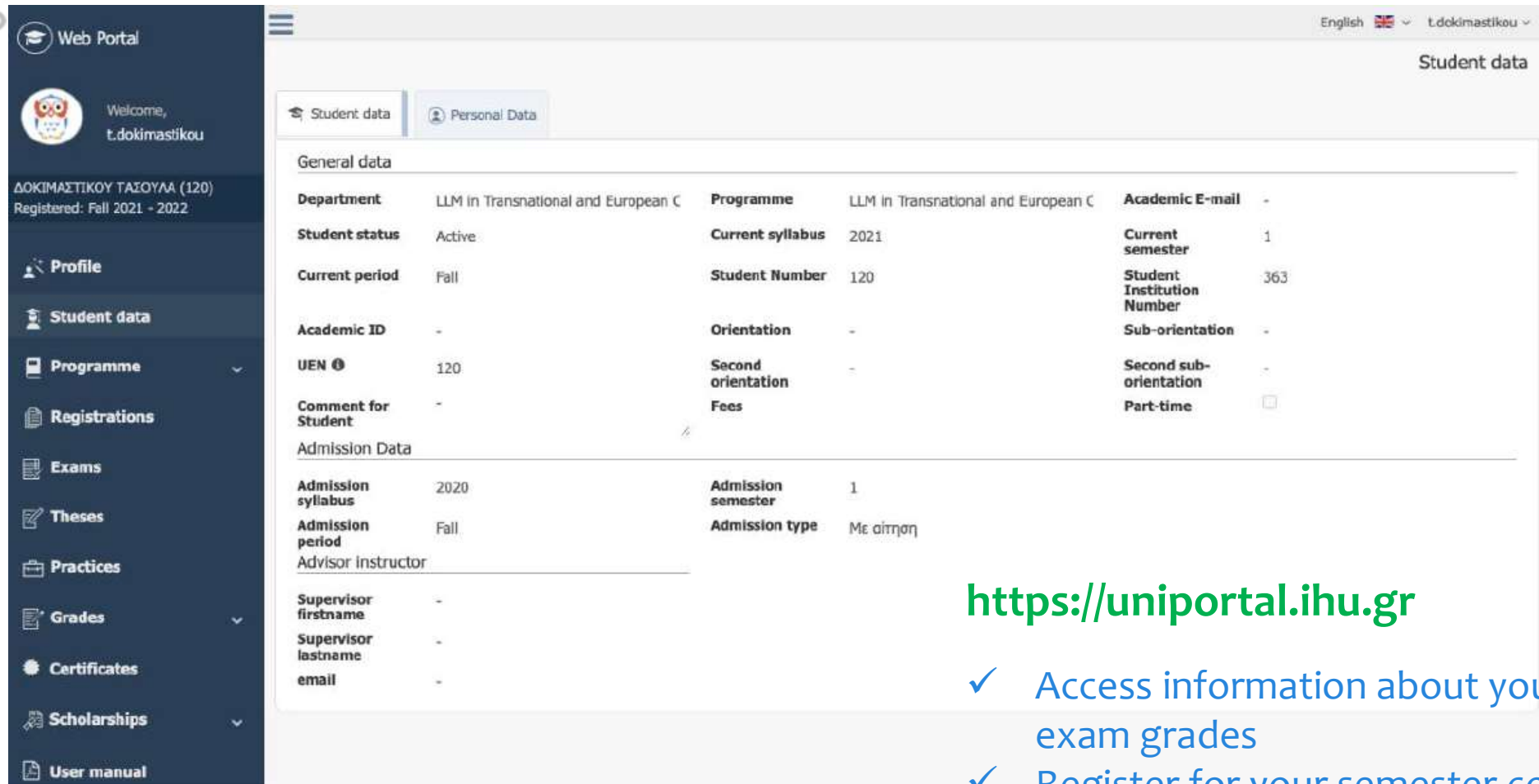
PSD II Course Material

- 2021 PSD-Module II INDIVIDUAL-Coursework
- 2021 PSD-Module II Reference-Material
- Coursework submission PSD II
Due 17 May 2021
3 of 8 Submitted

PSD III Course Material

- Coursework submission PSD III
Due 14 June 2021
5 of 8 Submitted
- 2021 PSD-Module3 INDIVIDUAL Coursework

Uniportal



The screenshot displays the Uniportal web interface. On the left is a dark blue navigation menu with icons and text for various services: Web Portal, Profile, Student data, Programme, Registrations, Exams, Theses, Practices, Grades, Certificates, Scholarships, and User manual. The main content area is titled 'Student data' and features two tabs: 'Student data' (active) and 'Personal Data'. Below the tabs, the 'General data' section contains a table with student information. The 'Admission Data' section contains a table with admission details. The 'Advisor Instructor' section contains a table with supervisor information.

Web Portal

Welcome,
t.dokimastikou

ΔΟΚΙΜΑΣΤΙΚΟΥ ΤΑΞΙΟΥΧΑ (120)
Registered: Fall 2021 - 2022

Profile

Student data

Programme

Registrations

Exams

Theses

Practices

Grades

Certificates

Scholarships

User manual

English t.dokimastikou

Student data

Student data Personal Data

General data

Department	LLM in Transnational and European C	Programme	LLM in Transnational and European C	Academic E-mail	-
Student status	Active	Current syllabus	2021	Current semester	1
Current period	Fall	Student Number	120	Student Institution Number	363
Academic ID	-	Orientation	-	Sub-orientation	-
UEN	120	Second orientation	-	Second sub-orientation	-
Comment for Student	-	Fees	-	Part-time	<input type="checkbox"/>

Admission Data

Admission syllabus	2020	Admission semester	1
Admission period	Fall	Admission type	Με αίτηση

Advisor Instructor

Supervisor firstname	-
Supervisor lastname	-
email	-

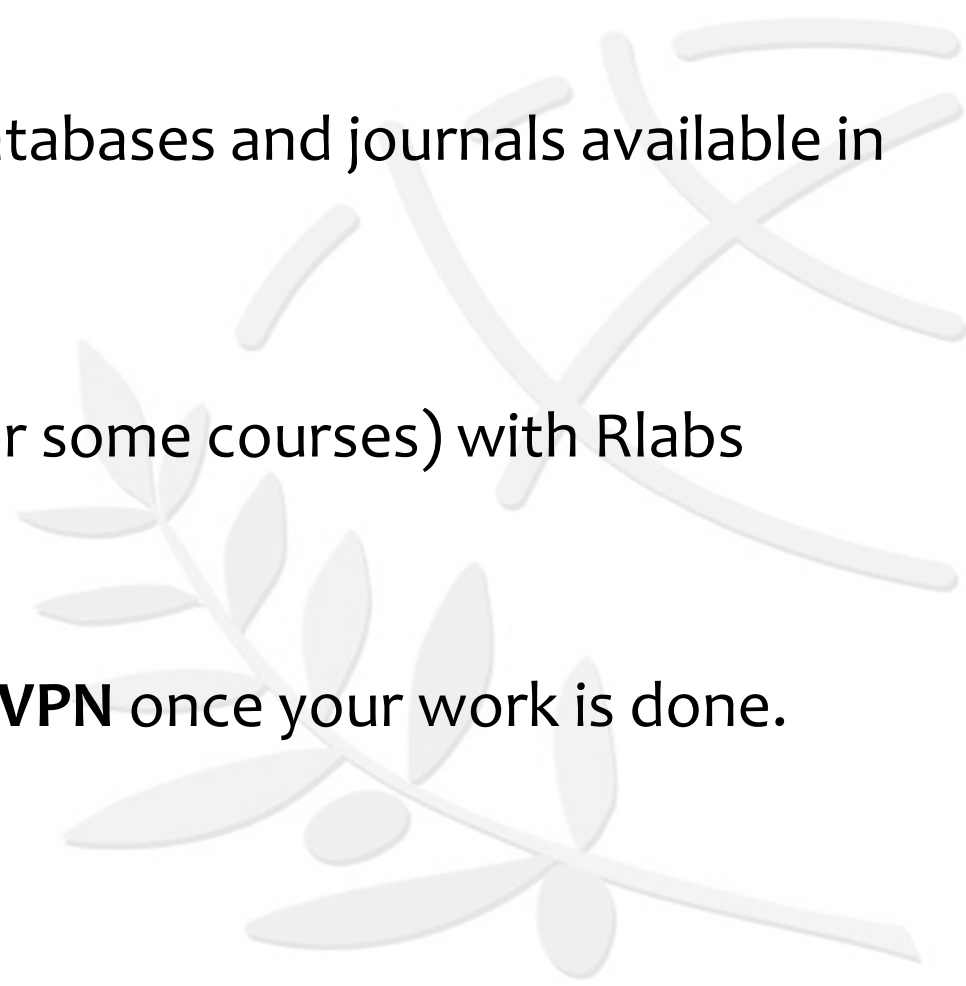
<https://uniportal.ihu.gr>

- ✓ Access information about your exam grades
- ✓ Register for your semester courses
- ✓ Login with your **Uregister** account



Virtual Private Network (VPN)

- Access to online resources such as databases and journals available in IHU Library's portal
- Remote Access to Lab Computers (for some courses) with Rlabs platform.
- It is **crucial** that you disconnect from **VPN** once your work is done.





Remote Labs (RLabs)



INTERNATIONAL
HELLENIC
UNIVERSITY

University Center of
International Programmes
of Studies (UCIPS)

Remote Labs

Remote Labs provides access to the IHU Laboratory computers in a similar way to Remote Desktop applications but from within your web browser. No other program is required to use it except from a modern web browser. Any operating system is supported (Windows, Linux, Mac).

Login

To Login you need to use your **IHU VPN account credentials**. The VPN account is different than the uregister account, but the username is the same. If you want to reset your VPN account password, please visit:

https://support.ihu.edu.gr/reset_password/

You don't need to be connected to IHU VPN, just use the VPN account credentials.

Help

<https://rlabs.ihu.edu.gr>

- Remote Access to IHU Lab PCs
- Login with VPN account





Our Webpage

[About](#)[Undergraduate studies](#)[Postgraduate studies](#)[Academic Units](#)

IT Department UCIPS (Thermi)

[Home](#) / [IT Department UCIPS \(Thermi\)](#)

[General Information](#)[FAQ](#)[Email](#)[Elearning](#)[Teleconference services](#)[VPN](#)[Dataviews](#)[WiFi](#)[Remote Desktop](#)[Useful Information](#)

The IT Dept of the [University Center of International Programmes of Studies \(UCIPS\)](#) in the [International Hellenic University](#) is responsible for:

- The support and maintenance of the data/VoIP network and computer facilities in the Thermi Campus of the International Hellenic University.
- The development and support of electronic services provided to the students and the academic staff of UCIPS.
- The development and support of electronic services provided to the central administration of the International Hellenic University and to the administrative units based in Thermi Campus

www.ihu.gr/it-thermi

Useful Resources




INTERNATIONAL
HELLENIC
UNIVERSITY

University Center of
International Programmes
of Studies (UCIPS)

IHU UCIPS IT Department: servicedesk@ihu.edu.gr | +30 2310 807.510

IHU manuals

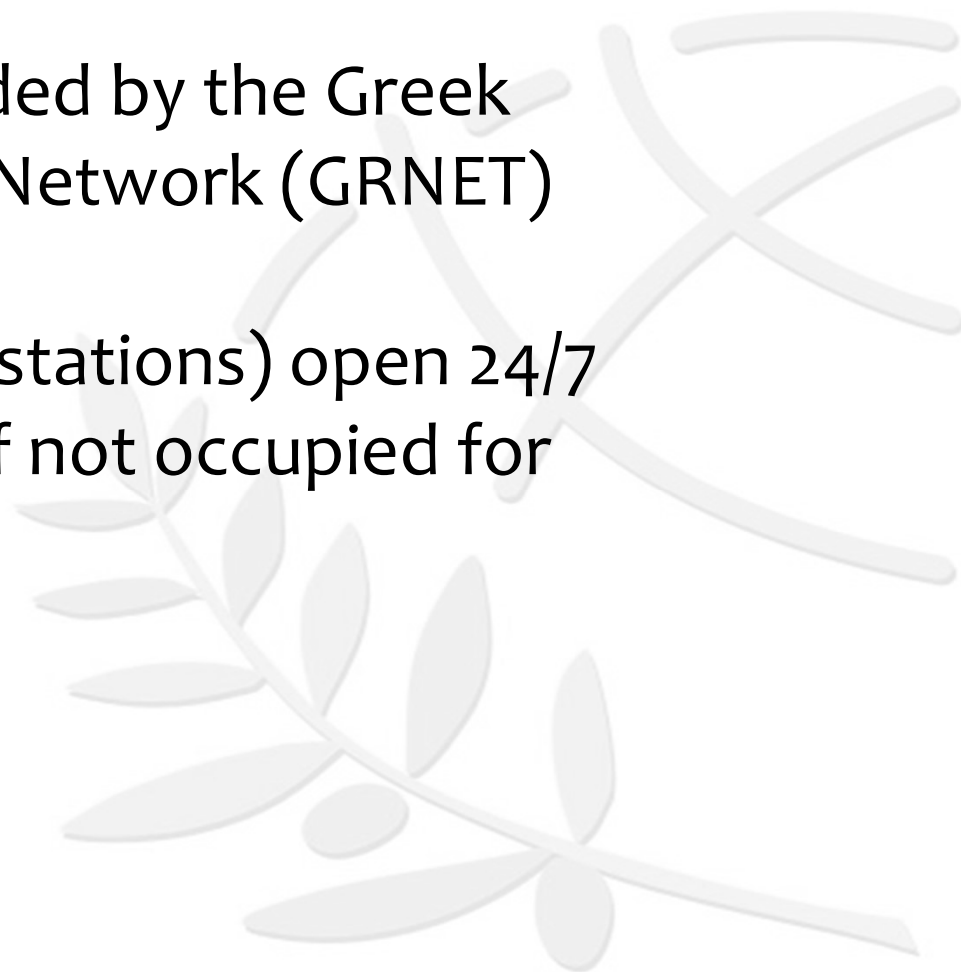
- 
1. IHU ITC Department Presentation
 2. International Hellenic University Live Mail
 3. IHU E-mail self-service password reset
 4. Uregister account activation
 5. E-learning platform brief manual
 6. The IHU Virtual Private Network service
 7. Eduroam and IHU-WiFi configuration instructions
 8. Zoom manual for online lectures and meetings
 9. Skype for Business guide (web app)
 10. Digital Certificates by HARICA
 11. Policy and rules for computer lab use
 12. Printing / photocopying using cards

www.ihu.edu.gr/manuals




Facilities

- Internet connection provided by the Greek Research and Technology Network (GRNET)
- 3 Computer Labs (78 workstations) open 24/7 and available to students if not occupied for classes/labs.
- 12 workstations in Library





Distance Learning Infrastructure





Collaboration & Distance Education Support

- **Zoom** online video conferencing software (zoom.us)



zoom



Wireless connection



- SSID: **eduroam**
 - <http://cat.eduroam.org>
 - Download and run the eduroam installer
 - Login with your uregister account credentials
 - Add @ihu.edu.gr to your username
 - Instructions @ <https://www.ihu.gr/ucips/go/eduroam-wifi>



Welcome to eduroam CAT

Connect your device to eduroam®

[Click here to download your eduroam® installer](#)



What we can do for you

- Technical support on the proper use of IHU e-services
- Technical assistance on the use of software and hardware in computer labs and classrooms.
- Bring us your laptop or mobile device in order to assist you, setting up / troubleshooting IHU services (e.g. IHU VPN)



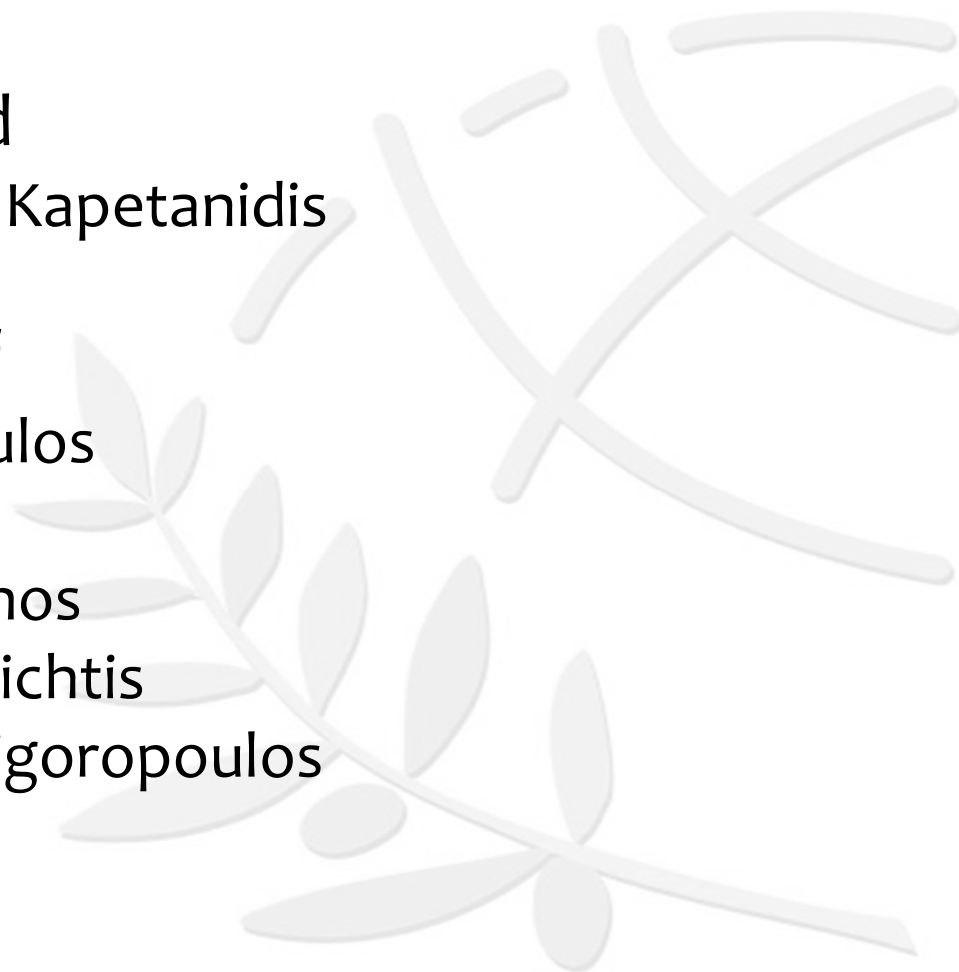
How to contact the I.T. Dept.

- Office hours :
 - 09:00 – 21:00 on weekdays
 - during class hours in the weekends
- You can contact us:
 - by phone : +30 2310-807.510
 - by e-mail : servicedesk@ihu.edu.gr
it-thermi@ihu.gr
 - We hope that you can visit us in person soon:
[Building A, 1st floor](#) (open door policy)



Who we are

- Department Head
 - Mr. Charalampos Kapetanidis
- Department Staff
 - Dr. Fotis Liotopoulos
 - Dr. Ilias Nitsos
 - Dr. Evangelos Banos
 - Mr. Theodoros Michtis
 - Mr. Evangelos Grigoropoulos



THANK YOU



for your attention!

